





10 Tips for Facebook Fundraising


Creating a Walk for 1 in 100 Facebook fundraiser is easy! Head to our website www.walk1in100.org and register for a walk near you to get started.

1  Register for the Walk for 1 in 100. Log into your participant center. Select Fundraise on Facebook on the right hand side.


2  Share your story. Tell people why you walk for 1 in 100.


3  Take a video telling people why you're fundraising for the Walk for 1 in 100.


4  Share photos for your fundraiser.


5  Message your friends on Facebook to donate!

6  Set a goal and a timeframe.

7  Share frequent posts on your progress towards your goal.

8  Give a social media shout out to everyone who donates to your fundraiser.

9  Create a prize or incentive when someone donates.

10  Send emails to your friends or co-workers with a link to your Facebook fundraiser.